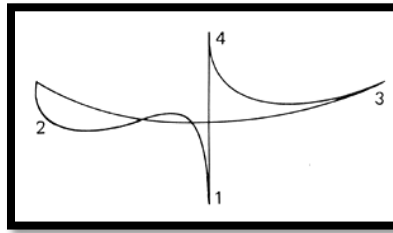
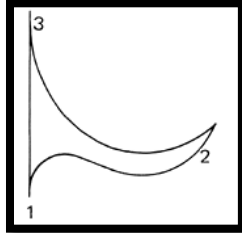
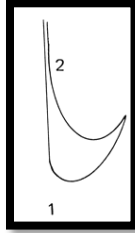


Activity 4

A	B	C	D	E	F	G	A
B	C	D	E	F	G	A	B
C	D	E	F	G	A	B	C
D	E	F	G	A	B	C	D
E	F	G	A	B	C	D	E
F	G	A	B	C	D	E	F
G	A	B	C	D	E	F	G



Activity 5



1/1

1/2

1/4

1/8

1/16

Activity 6 –

Pattern Vocabulary

Pattern Vocabulary

26 numbered musical patterns are presented on a five-line staff. Each pattern begins with a double bar line and a repeat sign. The patterns are as follows:

- 1:** 2/4 time signature. Two quarter notes.
- 2:** 2/4 time signature. A half note with a slur over it, followed by a quarter note.
- 3:** 2/4 time signature. A quarter note followed by a dotted quarter note.
- 4:** 2/4 time signature. A quarter note followed by a dotted quarter note.
- 5:** 2/4 time signature. A quarter note followed by a quarter note.
- 6:** 2/4 time signature. A pair of eighth notes followed by another pair of eighth notes.
- 7:** 2/4 time signature. A pair of eighth notes followed by another pair of eighth notes.
- 8:** 2/4 time signature. A pair of eighth notes followed by another pair of eighth notes.
- 9:** 2/4 time signature. A dotted quarter note followed by a dotted quarter note.
- 10:** 2/4 time signature. A dotted quarter note followed by a dotted quarter note.
- 11:** 2/4 time signature. A pair of eighth notes followed by another pair of eighth notes.
- 12:** 6/8 time signature. A quarter note followed by a quarter note.
- 13:** 6/8 time signature. A half note with a slur over it, followed by a quarter note.
- 14:** 6/8 time signature. A quarter note followed by a quarter note.
- 15:** 6/8 time signature. A quarter note followed by a quarter note.
- 16:** 6/8 time signature. A pair of eighth notes followed by another pair of eighth notes.
- 17:** 6/8 time signature. A pair of eighth notes followed by another pair of eighth notes.
- 18:** 6/8 time signature. A pair of eighth notes followed by another pair of eighth notes.
- 19:** 6/8 time signature. A pair of eighth notes followed by another pair of eighth notes.
- 20:** 6/8 time signature. A dotted quarter note followed by a dotted quarter note.
- 21:** 6/8 time signature. A dotted quarter note followed by a dotted quarter note.
- 22:** 6/8 time signature. A pair of eighth notes followed by another pair of eighth notes.
- 23:** 6/8 time signature. A pair of eighth notes followed by another pair of eighth notes.
- 24:** 6/8 time signature. A pair of eighth notes followed by another pair of eighth notes.
- 25:** 6/8 time signature. A quarter note followed by a quarter note.
- 26:** 6/8 time signature. A quarter note followed by a quarter note.

Activity 7

1	E	&	A	2	E	&	A	3	E	&	A	4	E	&	A

1	E	&	A	2	E	&	A	3	E	&	A	4	E	&	A

1	E	&	A	2	E	&	A	3	E	&	A	4	E	&	A

1	&	2	&	3	&	4	&	5	&	6	&

1	&	2	&	3	&	4	&	5	&	6	&

Activity 8 – Each Row of numbers must add up to 24

Example

Your Exercise

Activity 9

Tempo Memory

Title	Tempo	½	¼	2X
_____	_____	_____	_____	_____
_____	_____	_____	_____	_____
_____	_____	_____	_____	_____
_____	_____	_____	_____	_____
_____	_____	_____	_____	_____

Activity 10

Silence Exercise

A musical exercise in 4/4 time consisting of 16 measures. The notation includes various rhythmic patterns such as quarter notes, eighth notes, and rests, with measure numbers 2 through 16 indicated above the staff.

Activity 11

A single-measure musical exercise on a staff, starting with a double bar line. The notation includes a dotted quarter note, a quarter rest, a quarter note, a quarter rest, a quarter note, a quarter rest, and a half note, ending with a double bar line.